

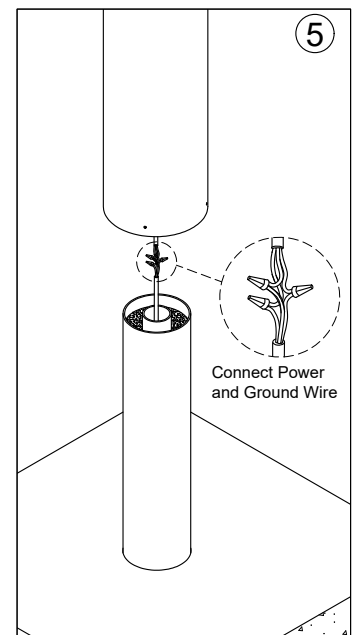
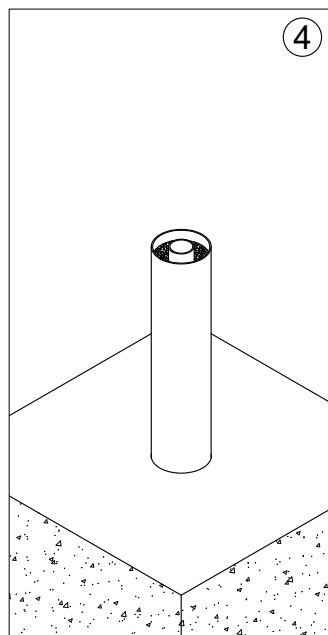
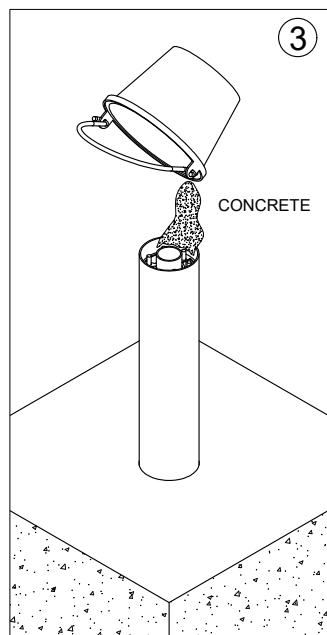
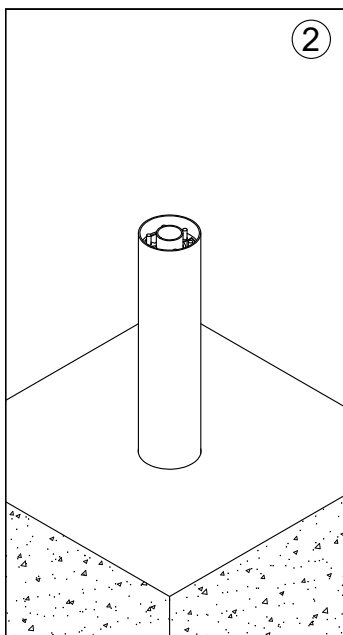
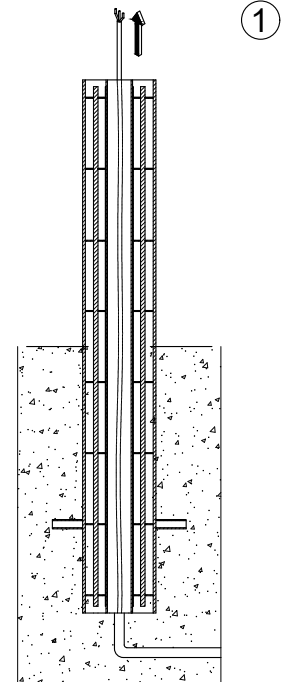
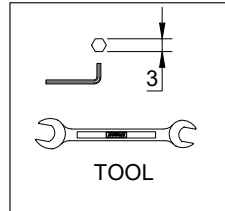
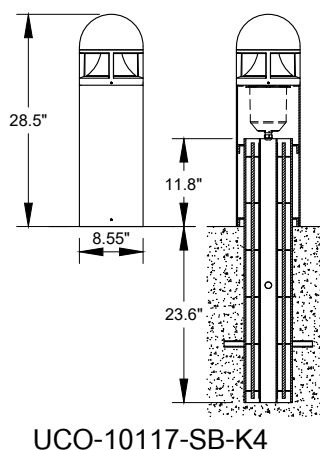
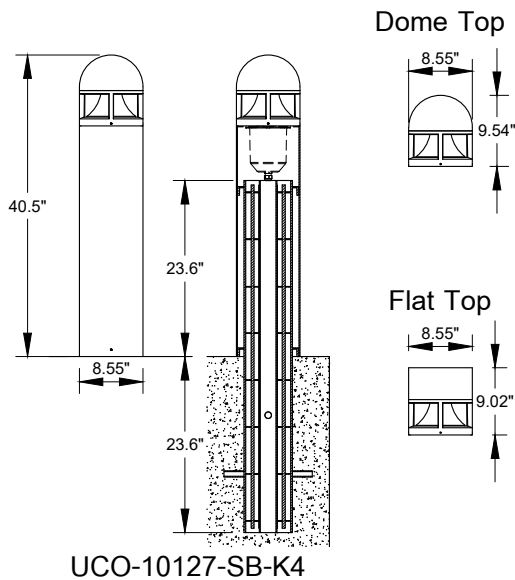
INSTALLATION AND SERVICE MANUAL



For installation of Columbus 1,2 Bollard. COB
Model. UCO-10117-SB-K4 and UCO-10127-SB-K4.

Product drawing (dimensions)

SUITABLE FOR WET LOCATIONS



Notice to installer :

1. **WIRING INSTRUCTIONS** Warning : RISK OF FIRE AND ELECTRICAL SHOCK. : FIXTURE MUST BE INSTALLED BY A QUALIFIED ELECTRICIAN ONLY>FIXTURE IS INTENDED FOR INSTALLATION IN ACCORDANCE WITH THE NATIONAL ELECTRICAL CODE, LOCAL AND FEDERAL CODE SPECIFICATIONS. DISCONNECT POWER BEFORE SERVICING.
2. This fixture has a **VOLTAGE SPECIFIC BALLAST**, Check that the supply voltage is the same as the installed ballast voltage.

Ligman Lighting USA

7144 NE Progress Court, Hillsboro
Oregon, 97124, USA
Tel : 503 645 0500 | Fax : 503 645 8100

www.ligmanlightingusa.com

UCO-10117-SB-K4 09/02/24/REV.0
1/2

FM-TS-13-1/13-05-2563/Rev.6

